



POTEC

“  
The excellent choice of the professionals  
guarantees the improved accuracy and  
convenience about the optometry measurement.  
”



Auto Ref-keratometer  
**PRK-7000**

**SPECIFICATIONS**

<b>MEASUREMENT MODE</b>	
K/R Mode	Continuous Keratometry and Refractometry
REF Mode	Refractometry
KER Mode	Keratometry
CLBC Mode	Contact Lens Base Curve Measurement
K(P) Mode	Peripheral Keratometry
<b>REFRACTOMETRY</b>	
Vertex Distance (VD)	0.0, 12.0, 13.5, 15.0
Sphere (SPH)	-25.00 ~ +22.00 D (when VD=12 mm) (Increments : 0.12 and 0.25 D)
Cylinder (CYL)	0.00 ~ ±10.00 D (Increments : 0.12 and 0.25 D)
Axis (AX)	1 ~ 180° (Increments : 1°)
Cylinder Form	- , +, MIX
Pupil Distance (PD)	10 ~ 88 mm
Minimum Pupil Diameter	∅ 2.0 mm
<b>KERATOMETRY</b>	
Radius of Curvature	5.0 ~ 10.2 mm (Increments : 0.01 mm)
Corneal astigmatism	33.00 ~ 67.50 D (when cornea equivalent refractive index is 1.3375) (Increments : 0.05/0.12/0.25 D)
Corneal astigmatism Axis	0.00 ~ -15.00 D (Increments : 0.05/0.12/0.25 D) 1 ~ 180° (Increments : 1°)
<b>OTHERS</b>	
Corneal Diameter	2.0 ~ 14.0 mm (Increments: 0.1 mm)
Memory of Data	10 measured value for each eye
Internal Printer	Thermal line printer with Auto-Cutter function
Monitor	14.48cm(5.7 inch) TFT LCD (640x480 pixels, Touch-Screen function)
Power supply	AC 100-240V, 50/60Hz
Dimensions	Approximately 260(W)x500(D)x450(H) mm
Weight	Approximately 20kg

\* Designs and details can be changed without prior notice when its improvement.

**POTEC** POTEC Co., Ltd.  
40-4, Techno 2-ro, Yuseong-gu, Daejeon  
305-509, Korea  
Tel +82 42 632 3536 / Fax +82 42 632 3537  
webmaster@potec.biz [www.potec.biz](http://www.potec.biz)

Distributed by

[www.potec.biz](http://www.potec.biz)

*Make smart technology yours*

Auto Ref-keratometer  
**PRK-7000**

- Stable measurement result
- Convenient measurement
- Various functions
- The best design for user





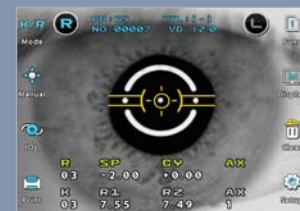
Auto Ref-keratometer  
**PRK-7000**

The excellent choice of the professionals guarantees the improved accuracy and convenience about the optometry measurement.

optometry

1 Refraction & Keratometry Measurement

PRK-7000 provides an extensive dioptric measurement range (-25D to +22D), and the radius of curvature for keratometry is 5.0mm to 10.2mm. Easy alignment and friendly operation allows you to measure the refraction and keratometry in sequence, and the results can be validated immediately. Owing to its easy alignment and friendly operation which you can measure the refraction and keratometry in a sequence, the results can be checked all at once.



| Refraction & Keratometry Measurement

2 Peripheral Keratometry

Peripheral corneal curvatures can be measured by having the examinee look at the peripheral eye fixation lamps. Measuring the corneal periphery will help you examine irregular astigmatism, and also determine a better fitting for a contact lens



| Peripheral Keratometry

Auto Ref-keratometer  
**PRK-7000**



optometry

3 Intuitive Diameter Measurement

Using the freeze function, measurement of the diameter of the cornea, pupil or hard contact lenses worn by the patient can be performed. By simply touching and dragging the screen with your finger measurements are exactly calculated.



| Intuitive Diameter Measurement

4 IOL Measurement

When refraction results in an error reading due to an intraocular lens or cataract the measurement can be performed with the IOL icon switched 'ON'



| TFT-LCD with Touch Screen

1 TFT-LCD with Touch Screen and Convenient control

By adopting high resolution VGA TFT-LCD with Touch Screen function, we virtually removed all input keys except the measurement button on the Joystick and Chinrest control switches. Tests are performed rapidly and conveniently by simply pressing a button or the icon indicated on the screen. Also, user can use the Key button as convenient function.

2 Motorized chinrest

The chinrest is motorized with the use of a switch conveniently positioned for the operator. This makes for simple adjustment of the chinrest from patient to patient.

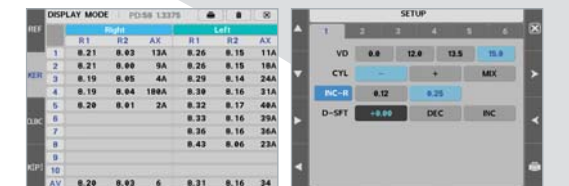
There is the motorized chinrest which makes user easy to control by the simple switch pressing up and down.



interface

1 Instant Display Data

By simply touching the icon on the screen results of up to 10 measurements stored in memory can be viewed or printed by the built in thermal auto cut-off printer.



| Instant Display Data

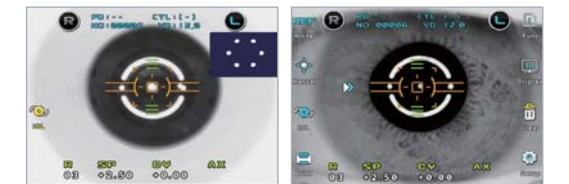
| Interactive SETUP Change

2 Interactive SETUP Change

Simply touch the icon on the screen and changed settings can be seen. The touch screen supports interactive setting changes quickly and conveniently saving user time innovatively.

3 Assistant measurement function

PRK-7000 provides the assistant measurement function for the eyes which have different measuring between center of miring and center of REF focus.



| Assistant measurement function

| The guidance function for measuring


4 The guidance function for measuring

PRK-7000 indicates the directions for focusing the center of the measuring eye and shows the conditions of focusing for the measurement convenience

convenience

3 Printer with Auto Cutter Function

PRK-7000 immediately provide a complete printout of the measurement results and an auto cutter is provided for convenience. And there is the economy mode of printer which makes printer paper saved by being well arranged and amended letter size.



| Economy mode

4 Data transfer

Data can be transferred to external devices (personal computer, etc.) via an RS-232 interface. A USB interface is also provided for future compatibility.

And user can send the images of patient's eyes through USB port and have the faster S/W upgrade by the PC program which is provided as option.

| Nomal mode

5 The tilting LCD for user

The 90° tilting LCD provides easy control by user standing or sitting.



| The tilting LCD for user

6 The convenience stage-lock

User can fasten the main body by simple control.